


PENTHOUSE LOUVRES



PTL LOUVRES DESCRIPTION

Penthouse Tower Louvres are rigidly constructed from aluminium extrusions and offer a high degree of weather protection in combination with a large free area (approx. 50%), making them excellent air intake or exhaust units for ventilation through the roof.

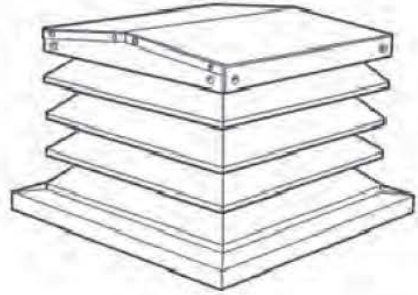
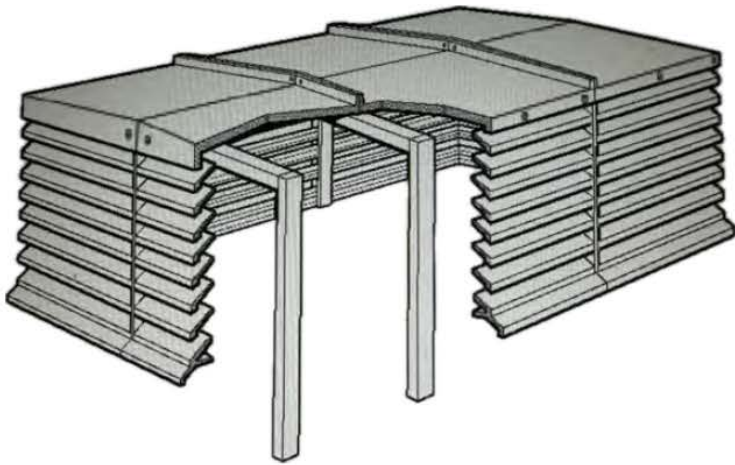
The tower louvres are made in two types, PTL A - the smaller unit is assembled and dispatched as a one-piece structure, maximum perimeter 4 metres, maximum height 0.67 metres.

PTL B is supplied and shipped in sections, has no limitation in size apart from that dictated by economy, stability and practicality.

Louvres and cills are 1.6mm extruded aluminium. The roof is fabricated from 14swg aluminium sheet. The bird screen is galvanised wire 25 x 12mm weldmesh (insect mesh is available).

Tower Louvres are supplied in mill finish as standard, or polyester powder coated to the customers colour requirement.





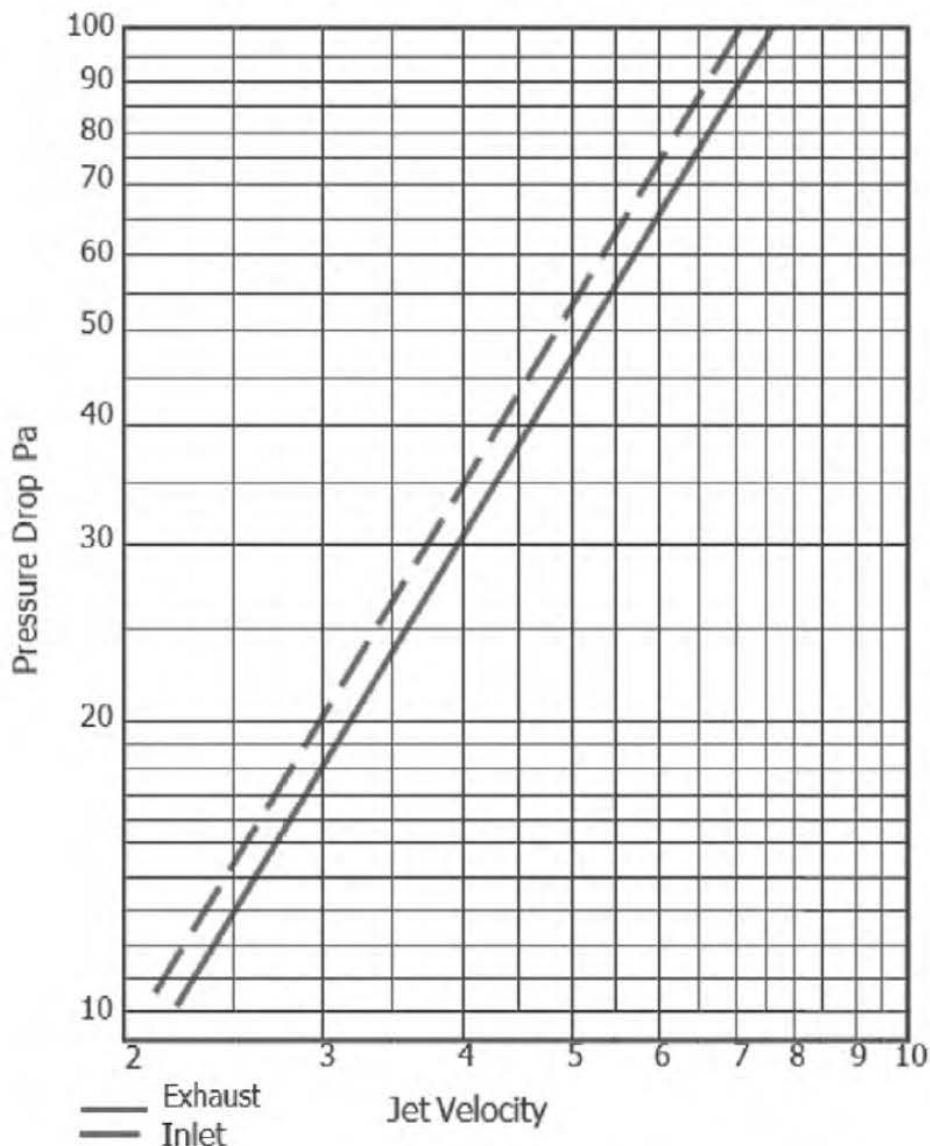
*Performance...***PTL PERFORMANCE DATA**

The free area of a Tower Louvre should be equal to or slightly greater than the area of the roof opening.

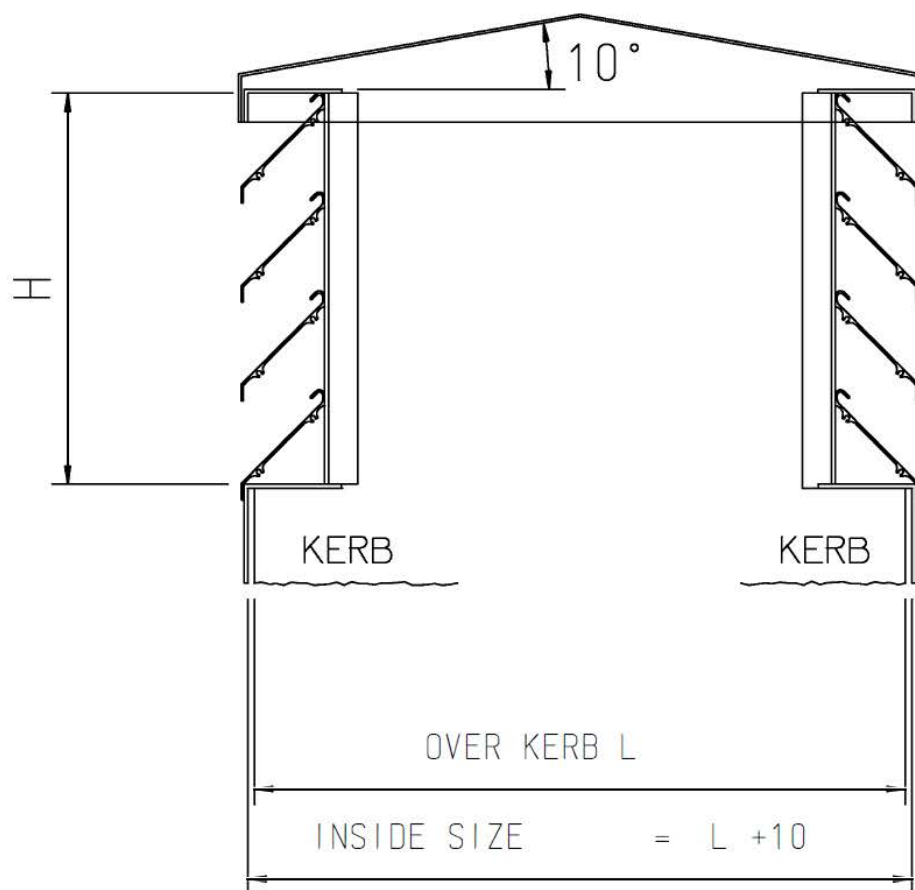
A smaller free area will increase the resistance, a larger free area gives little advantage. To minimise rain or snow carry over on intake requires a low jet velocity.

The carry over velocity is approximately 2.25 metres per second. The accompanying table shows the free area in square metres of standard height Tower Louvre for values of length plus width (L & W). However, when used for exhaust the limiting factor is generally resistance to air flow.

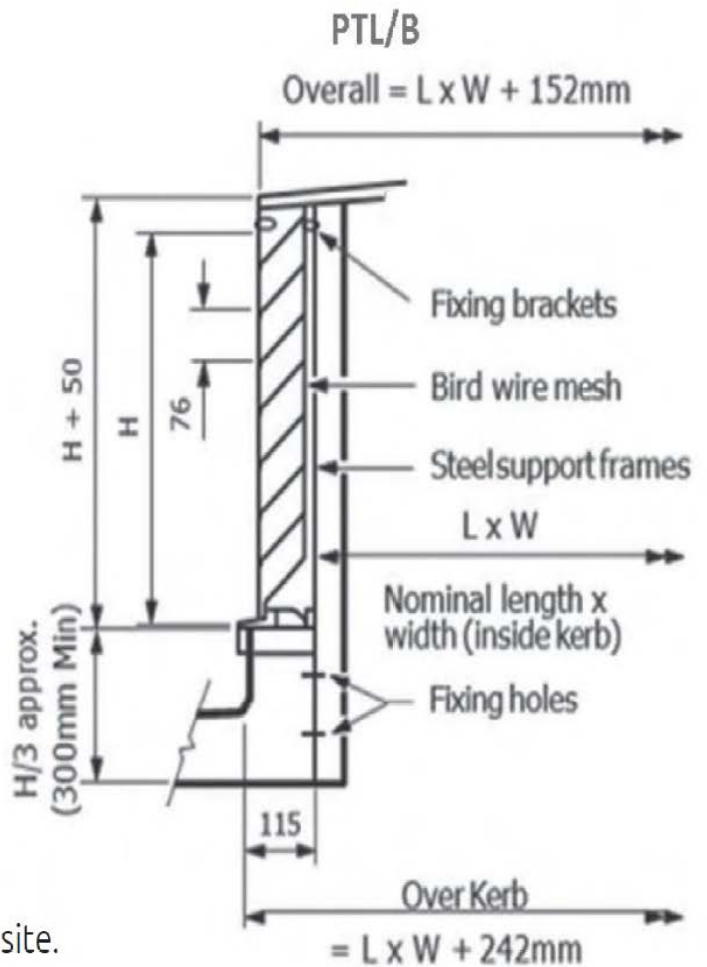
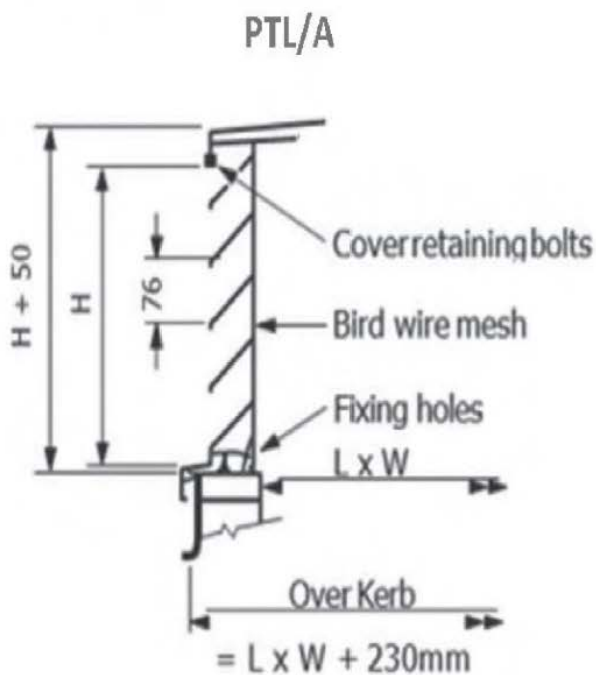
The graph shows the relationship between pressure drop and roof opening velocity.



PTL LOUVRES TYPICAL SECTIONS



PTL DIMENSIONS



Note: Any Lead Flashing over curb is by others on site.

PTL ORDERING CODE

Series	PTL
Const	A - Single structure B - Multi panel assembly
Mesh	B - Bird Mesh I - Insect Mesh O - Not Applicable
Fixing	FO - No fixings F1 - CSK Flange Fixing Holes F4 - Rear Fixing Strap
Finish	1 - (Mill Finish), 2 - RAL9006 (Silver/Grey) 3 - RAL9010 (White), 4 - RAL9005 (Black) 5 - RAL9003 (White), 6 - RAL9016 (White), 7 - Other RAL/BS Code (additional costs may apply) 8 - Chrome Finish - Powder Coated

Example: PTL/A/B/F0/1/Overall Curb Size